



# Faith Adventure Bundle: Weeks 9-16

H.A. Bria

# Faith Adventure: Weeks 9-16

## Focus: The Jesus Way

Week 9: The Fruit of the Spirit-Galatians 5:22-23

Week 10: Forgiveness-Ephesians 4:32

Week 11: We Belong to God's Family- 1 John 3:1

Week 12: Created with Purpose- Ephesians 2:10

Week 13: Humility-Philippians 2:3

Week 14: Service- Mark 10:45

Week 15: Generosity- Proverbs 22:9

Week 16: Kindness- Ephesians 4:32

Outcome: Children are able to demonstrate knowledge and understanding that to live as disciples of Christ they must be kind, gentle, generous and forgiving.

Information on Breath Prayers included at the end of the package.



# Faith Adventure: Created with Purpose

## THEME

Theme: God made me on purpose

This week helps children discover that they are not an accident or a mistake, they are lovingly created by God with intention, gifts, and purpose. Through Scripture, prayer, creativity, and reflection, children learn to see themselves as part of God's good work in the world.



## SCRIPTURE



“We are what God has made.” Ephesians 2:10

Read the verse slowly together.

Invite your child to place a hand over their heart.

Say together:

“God made me on purpose.”

## PRAYER

God, thank You for creating me with love and care. Thank You for giving me gifts that are special just to me. Help me discover how You want my life to bring kindness, joy, and light into the world. Guide my steps this week so that I may live with courage and purpose. Amen.



## SCRIPTURE REFLECTION

Read Ephesians 2:10 together.

- 1) What do you think it means to be created on purpose?
- 2) What are some things you are good at?
- 3) How can your gifts help others?
- 4) What do you think God smiles about when He sees you?

Invite your child to draw themselves surrounded by symbols of their gifts: hands in prayer, soccer ball, music notes, hearts, helping hands, books, Lego, tools...

Write underneath:

“God created me with purpose.”

Say together:

“My life is a gift from God.”

## NATURE ADVENTURE


Go outside and look for things in nature that have a purpose:

- water cycle
- local ecosystem
- sunrise/sunset
- bees pollinating flowers
- birds building nests
- roots holding trees steady

Talk about how each part of creation has a job, and how God has given you a special purpose too.

Say softly:

“God made me with purpose.”



Finish with a breath prayer:

Inhale: God made me...

Exhale: ...with purpose.

## CRAFT

Craft: Puzzle (Template available on the following pages if you prefer)

Materials:


- Paper or cardstock
- Marker
- Scissors
- Crayons or colored pencils
- Envelope or small bag

Steps:

- 1) On the paper, draw a large shape of a child.
- 2) Children draw a self-portrait.
- 3) Inside, or around the self-portrait, children draw or write all the qualities that make them unique.
- 4) Cut the page into puzzle pieces.
- 5) Mix the pieces together, then put the puzzle back together.

Say:

“Every piece of me matters to God.”



## KINDNESS

Ways to use your gifts this week:

- draw a picture for someone
- sing or play a song for someone
- read to a younger child
- encourage a friend
- pray for someone who needs help


Ask afterward:


“How did it feel to use your gifts for good?”











Fill in the puzzle pieces with your unique gifts. How can you use your gifts to help others this week?

---

---

---



## Faith Adventure Week 12: Created with Purpose

U	E	E	T	H	O	D	U	I	W	C	H	W	H
P	P	V	P	T	R	O	P	P	U	S	X	V	T
I	C	O	R	W	Q	C	W	M	Y	W	E	F	N
E	H	L	A	K	E	L	E	R	A	H	S	V	K
M	S	K	Y	P	X	E	N	T	X	X	E	C	I
W	K	I	N	X	D	S	A	M	D	I	T	N	N
G	A	G	R	L	E	L	N	I	I	R	Y	F	E
W	H	S	I	N	E	R	H	U	S	A	L	M	S
V	I	U	Y	N	U	A	Z	X	C	Y	T	S	O
M	B	Q	T	M	Z	S	T	I	O	X	E	U	P
E	D	T	J	S	B	S	W	W	V	M	Z	D	R
J	C	K	I	F	T	O	S	X	E	O	K	U	U
O	A	G	G	I	F	T	L	J	R	W	U	Z	P
A	C	R	R	I	C	R	E	A	T	E	X	G	J

create

purpose

symbol

love

discover

sunrise

build

pray

support

talent

share

gift



# Faith Adventure: Generosity

## THEME

Theme: Give with a joyful heart

This week helps children discover that generosity is more than sharing things, it is also about sharing kindness, time, care, and love. Through Scripture, nature activity, creativity, and practice, children learn that giving is a beautiful way to live like Jesus.



## SCRIPTURE



“Those who are generous are blessed.” Proverbs 22:9

Read the verse together slowly.

Invite your child to open their hands wide in front of them.

Say together:

“I give with a joyful heart.”

## PRAYER

Jesus, thank You for giving to us so freely. Thank You for food, love, kindness, and care. Teach our hearts to give gladly, to share what we have, and to notice when others are in need. Guide our steps this week so we give with joy and love. Amen.



## SCRIPTURE REFLECTION

Read Proverbs 22:9 together.

- 1) What does it mean to be generous?
- 2) What are some things we can give besides money?
- 3) How does it feel when someone shares with you?
- 4) How does your heart feel when you give to someone else?

Invite your child to draw two pictures:

- one showing someone receiving
- one showing someone giving

Write underneath:

“Jesus teaches me to give.”

Say together:

“I choose generosity.”

## NATURE ADVENTURE

Step outside and notice how creation shares:

- the sun shares energy
- flowers share nectar and pollen with bees
- soil shares nutrients and water with plants
- trees share sugars with fungi
- clouds share water with the earth

Talk about how God designed the world to be full of sharing and how we are part of that sharing too.

Say softly:

“God made a world that gives.”



Finish with a breath prayer:

Inhale: Thank You, God.

Exhale: I will share.

## CRAFT

Craft: Generosity Coin Jar

Materials:

- Paper or cardstock
- Markers or crayons
- Scissors
- Tape or glue
- Jar or cup (optional, real or drawn)

Steps:

- 1) Draw and decorate a large jar shape on the paper (or use a real jar).
- 2) On the jar, write: “My Generosity Jar.”
- 3) Draw small coin shapes on paper and cut them out.
- 4) On each coin, write or draw something you can give: help, time, sharing, kindness, toys, food.
- 5) Drop the paper coins into the jar shape each time you are generous throughout the week.

Say together:

“I give with a joyful heart.”




## KINDNESS

Ways to practice generosity this week:

- share a toy
- share part of your snack
- donate something gently used
- give your time to help







What are some things we can give besides money?

---

---

---

# Faith Adventure: Generosity

T	L	K	T	W	Z	J	L	W	K	A	B	M	Z
L	F	I	W	X	U	Y	Y	H	E	D	X	T	W
V	N	L	F	B	C	F	E	W	H	R	D	W	E
K	G	G	Q	Z	L	A	U	D	H	Z	A	S	D
I	I	Y	V	B	R	E	L	T	D	D	O	H	I
S	S	A	U	T	V	R	S	O	J	P	N	O	S
T	E	R	Y	G	O	B	N	S	R	E	Q	H	A
O	D	L	F	W	Q	A	Q	U	E	W	B	Z	W
Y	M	A	W	Z	T	H	P	B	C	D	R	U	F
S	A	F	J	E	R	C	L	O	T	H	I	N	G
Z	V	P	L	U	F	Y	O	J	Z	D	C	G	Z
X	G	L	G	Q	N	H	M	O	Y	W	L	T	M
S	U	O	R	E	N	E	G	A	C	T	I	M	E
M	H	H	O	C	Z	O	Y	Z	O	E	R	R	N

purpose  
blessed  
joyful  
share

clothing  
donate  
heart  
time

generous  
design  
world  
toys



# Faith Adventure: Kindness

## THEME

Theme: I choose kindness

This week helps children discover that kindness is one of the simplest and most powerful ways we show God's love. Through Scripture, prayer, nature activity, creativity, and loving action, children learn that small acts of kindness can change hearts, including their own.



## SCRIPTURE



“Be kind to one another.” Ephesians 4:32

Read the verse together slowly.

Invite your child to place one hand over their heart and one hand open.

Say together:

“I choose kindness.”

## PRAYER

Jesus, thank You for showing us what kindness looks like. Help my words be gentle, my hands be helpful, and my heart be full of care. When I forget to be kind, remind me of Your love. Guide my steps this week so I choose kindness every day. Amen.



## SCRIPTURE REFLECTION

Read Ephesians 4:32 together.

- 1) What does kindness look like?
- 2) How does it feel when someone is kind to you?
- 3) Why do you think Jesus wants us to be kind?

Invite your child to draw:

- one picture of receiving kindness
- one picture of giving kindness

Write underneath: “Kindness grows love.”

Say together: “Jesus help me be kind.”



## NATURE ADVENTURE

Step outside and look for examples of kindness in nature:

- a tree giving shade
- flowers sharing their beauty
- birds feeding their young
- rain falling on a farmer's crop
- worms improving the health of soil

Talk about how creation cares for itself, and how we can care for others too.

Say softly:

“God’s kindness is all around us.”

Finish with a breath prayer:

Inhale: Jesus, thank You for Your kindness.

Exhale: Help me be kind.



## CRAFT

Craft: Kindness Rock

Materials

- smooth rock
- washable paint or paint markers
- small paintbrush
- water cup and paper towels
- Optional: clear sealer (adult use)

Steps

- 1) Go for a short walk and choose a smooth rock.
- 2) Paint the rock with bright colors
- 3) When the paint is dry add one word or a symbol: kind, love, joy, peace, a heart, a smile, a cross, a dove...
- 4) When the paint is dry, place the rock somewhere it can be found: at the park, by a mailbox, on a walking path, in the schoolyard, near the church entrance...




## KINDNESS

Ways to be kind this week:

- give a compliment
- share something special
- include someone who feels left out
- pray for someone who is hurting



Say together “My kindness can travel.”



How are you going to spread kindness this week?

---

---

---

# Faith Adventure: Kindness

N	R	Y	U	B	R	I	G	H	T	E	C	U	S
D	A	V	O	S	Z	B	F	B	W	L	F	S	U
A	T	Q	R	K	H	P	P	H	J	W	O	C	L
I	J	F	A	E	C	A	E	P	E	R	O	R	U
Z	V	I	R	U	W	M	I	G	C	M	U	Z	V
S	K	S	D	T	I	O	K	U	P	T	O	X	J
O	S	G	B	E	S	G	R	L	W	H	T	C	A
C	P	E	D	D	E	O	I	G	L	X	N	Y	R
N	A	V	N	I	O	M	J	E	S	E	N	R	O
S	U	O	L	D	E	V	V	Y	U	N	C	E	C
M	C	O	C	N	N	A	E	V	V	N	H	Y	K
K	V	Y	T	V	R	I	T	F	O	S	Q	A	E
E	J	O	Y	T	X	T	K	R	K	O	X	R	D
V	I	X	L	G	I	V	I	N	G	C	Q	P	E

bright  
travel  
peace  
rock

compliment  
giving  
cross  
grow

kindness  
prayer  
dove  
love

